



PSRPanel Project
School of Public Affairs and Administration
Rutgers University
111 Washington Street
Newark, NJ 07102

Survey Report #6

Fall 2012 Quarterly Questionnaire

October 2012

About the Survey

This Survey Report presents findings of a PSRPanel online survey about issues in public service and working in the public sector.

The survey was conducted in October 2012, and included online responses from 204 panelists.

About the Panel



The Public Service Research Panel, PSRPanel, is an online community of public service professionals who sign up to participate in occasional web-based surveys and studies about the important work they do and the organizations they help lead.

It is important to point out that the panel is not a random sample, and thus the results are not scientifically projectable to the larger population.

For more information visit www.psrpanel.org or email psrpanel@rutgers.edu

PSRPanel Quarterly Questionnaire (Fall 2012)

1. Generally speaking, would you say things in this country are heading in the right direction, or are they off on the wrong track?

		Response Percent	Response Count
Right direction		57.5%	115
Wrong track		42.5%	85
answered question			200
skipped question			4

2. Is now a good time, or bad time, to work in the . . .

	Good time	Bad time	Response Count
public sector?	48.7% (96)	51.3% (101)	197
non-profit sector?	42.1% (82)	57.9% (113)	195
private (for-profit) sector	56.6% (111)	43.4% (85)	196
answered question			198
skipped question			6

3. Please indicate the extent to which you agree, or disagree, with the following statements:



	Strongly disagree	Disagree	Neither disagree nor agree	Agree	Strongly agree	Response Count
I admire people who initiate or are involved in activities to aid my community	0.5% (1)	1.1% (2)	6.3% (12)	37.0% (70)	55.0% (104)	189
It is important to contribute to activities that tackle social problems	0.0% (0)	2.7% (5)	5.3% (10)	37.8% (71)	54.3% (102)	188
Meaningful public service is very important to me	1.1% (2)	1.6% (3)	3.2% (6)	29.5% (56)	64.7% (123)	190
It is important for me to contribute to the common good	1.1% (2)	0.5% (1)	3.7% (7)	39.5% (75)	55.3% (105)	190
I think equal opportunities for citizens are very important	0.5% (1)	0.5% (1)	4.2% (8)	34.9% (66)	59.8% (113)	189
It is important that citizens can rely on the continuous provision of public services	1.6% (3)	7.4% (14)	8.5% (16)	34.6% (65)	47.9% (90)	188
It is fundamental that the interests of future generations are taken into account when developing public policies	0.0% (0)	1.1% (2)	2.1% (4)	36.3% (69)	60.5% (115)	190
To act ethically is essential for public servants	0.5% (1)	0.0% (0)	1.1% (2)	11.6% (22)	86.8% (164)	189
I feel sympathetic to the plight of the underprivileged	1.1% (2)	4.2% (8)	9.5% (18)	40.0% (76)	45.3% (86)	190
I empathize with other people who face difficulties	0.5% (1)	1.1% (2)	6.3% (12)	50.5% (96)	41.6% (79)	190
I get very upset when I see other people being treated unfairly	1.1% (2)	1.1% (2)	4.7% (9)	41.6% (79)	51.6% (98)	190
Considering the welfare of others is very important	0.5% (1)	1.6% (3)	6.3% (12)	44.7% (85)	46.8% (89)	190
I am prepared to make sacrifices for the good of society	2.6% (5)	3.2% (6)	16.9% (32)	46.6% (88)	30.7% (58)	189

I believe in putting civic duty before self	2.6% (5)	6.3% (12)	25.8% (49)	41.6% (79)	23.7% (45)	190
I am willing to risk personal loss to help society	3.7% (7)	11.6% (22)	21.1% (40)	46.3% (88)	17.4% (33)	190
I would agree to a good plan to make a better life for the poor, even if it costs me money	5.3% (10)	4.2% (8)	12.1% (23)	48.4% (92)	30.0% (57)	190
answered question						190
skipped question						14

4. For each of the following, please indicate how important you personally think it is in a job. How important is . . .

	Not important at all	Not important	Neither important nor unimportant	Important	Very important	Response Count
job security	0.5% (1)	1.6% (3)	7.5% (14)	51.1% (95)	39.2% (73)	186
high income	2.2% (4)	7.0% (13)	31.2% (58)	48.9% (91)	10.8% (20)	186
good opportunities for advancement	1.1% (2)	2.1% (4)	8.5% (16)	51.1% (96)	37.2% (70)	188
an interesting job	1.1% (2)	0.5% (1)	4.8% (9)	33.2% (62)	60.4% (113)	187
a job that allows someone to work independently	1.1% (2)	1.6% (3)	16.6% (31)	49.2% (92)	31.6% (59)	187
a job that allows someone to help other people	1.1% (2)	1.6% (3)	12.8% (24)	48.7% (91)	35.8% (67)	187
a job that is useful to society	0.5% (1)	2.1% (4)	5.3% (10)	36.2% (68)	55.9% (105)	188
a job that allows someone to decide their times and days of work	1.6% (3)	10.1% (19)	29.8% (56)	38.3% (72)	20.2% (38)	188
answered question						188
skipped question						16



5. Suppose you could choose between different kinds of jobs. Which of the following would you personally choose?

		Response Percent	Response Count
Working in a private business		22.5%	42
Working for the government or civil service		77.5%	145
		answered question	187
		skipped question	17






6. When you were growing up, did either of your parents . . .

	Yes	No	Response Count
work most of their career in government	36.4% (68)	63.6% (119)	187
work most of their career in the nonprofit sector	14.0% (26)	86.0% (160)	186
work most of their career in the public schools	19.3% (36)	80.7% (151)	187
hold public office	8.6% (16)	91.4% (171)	187
serve in the military	44.3% (82)	55.7% (103)	185
lead a voluntary association	32.3% (60)	67.7% (126)	186
have a leadership position in a union	10.2% (19)	89.8% (168)	187
have a leadership position in a church	35.3% (66)	64.7% (121)	187
take you with them to political rallies or demonstrations	19.3% (36)	80.7% (151)	187
take you with them to do volunteer work	47.3% (88)	52.7% (98)	186
take you with them to the voting booth	56.1% (105)	43.9% (82)	187
own their own business	32.3% (60)	67.7% (126)	186
		answered question	187
		skipped question	17





7. Were you ever a boy scout or girl scout?

		Response Percent	Response Count
Yes		59.1%	110
No		40.9%	76
answered question			186
skipped question			18



8. Would you consider your family that you grew up in to be politically . . .

		Response Percent	Response Count
Very liberal		6.0%	11
Liberal		25.5%	47
Moderate		37.0%	68
Conservative		21.7%	40
Very conservative		9.8%	18
answered question			184
skipped question			20



9. Would you consider your family that you grew up in to be . . .

		Response Percent	Response Count
Very religious		23.5%	44
Moderately religious		35.8%	67
Only slightly religious		28.3%	53
Not religious at all		12.3%	23
answered question			187
skipped question			17



10. During your childhood (before you were 18 years old), did you ever live for a time in another country?

		Response Percent	Response Count
Yes		9.1%	17
No		90.9%	169
answered question			186
skipped question			18




11. When you were growing up, did you ever speak another language (other than English) at home?

		Response Percent	Response Count
Yes		12.9%	24
No		87.1%	162
answered question			186
skipped question			18

12. Were you born in the United States, or another country?

		Response Percent	Response Count
United States		87.6%	162
Another country		12.4%	23
		answered question	185
		skipped question	19






13. For your elementary and secondary (high school) education, did you go to public or private school?

		Response Percent	Response Count
Public		70.4%	131
Private		14.0%	26
Both		15.6%	29
		answered question	186
		skipped question	18



14. To what extent do you agree or disagree with the following statements? I see myself as someone who . . .

	Strongly disagree	Disagree	Neither disagree nor agree	Agree	Strongly agree	Response Count
is reserved	9.4% (17)	18.3% (33)	28.3% (51)	39.4% (71)	4.4% (8)	180
is generally trusting	1.1% (2)	7.1% (13)	14.3% (26)	52.2% (95)	25.3% (46)	182
does a thorough job	0.0% (0)	1.7% (3)	7.8% (14)	43.9% (79)	46.7% (84)	180
is relaxed, handles stress well	0.5% (1)	16.9% (31)	24.6% (45)	41.5% (76)	16.4% (30)	183
has an active imagination	0.0% (0)	4.4% (8)	12.6% (23)	50.0% (91)	33.0% (60)	182
is outgoing, sociable	0.0% (0)	12.1% (22)	24.2% (44)	40.1% (73)	23.6% (43)	182
tends to find fault with others	13.1% (24)	41.5% (76)	24.0% (44)	20.8% (38)	0.5% (1)	183
tends to be lazy	37.9% (69)	36.8% (67)	13.2% (24)	9.3% (17)	2.7% (5)	182
gets nervous easily	15.9% (29)	36.8% (67)	24.7% (45)	20.3% (37)	2.2% (4)	182
has few artistic interests	18.2% (33)	37.0% (67)	18.8% (34)	19.9% (36)	6.1% (11)	181
answered question						184
skipped question						20







15. Where do you currently work?

		Response Percent	Response Count
Public sector		62.5%	115
Non-profit sector		16.3%	30
Private (for-profit) sector		6.0%	11
Student/retired/unemployed		6.0%	11
Other (please specify)		9.2%	17
		answered question	184
		skipped question	20






16. Are you . . .

		Response Percent	Response Count
male		46.7%	85
female		53.3%	97
		answered question	182
		skipped question	22






17. What is your age?

		Response Percent	Response Count
19 or under		0.0%	0
20-29		9.3%	17
30-39		20.8%	38
40-49		26.2%	48
50-59		27.3%	50
60-69		13.7%	25
70 or older		2.7%	5
answered question			183
skipped question			21

18. Do you consider yourself to be . . .

		Response Percent	Response Count
White		73.2%	134
Black		14.2%	26
Hispanic		2.2%	4
Asian		2.2%	4
Other		8.2%	15
answered question			183
skipped question			21

19. Where do you currently live?

		Response Percent	Response Count
Northeast (US)		35.5%	65
South (US)		20.2%	37
Midwest (US)		17.5%	32
West (US)		19.7%	36
Outside the US (please specify country)		7.1%	13
		answered question	183
		skipped question	21