



PSRPanel Project
School of Public Affairs and Administration
Rutgers University
111 Washington Street
Newark, NJ 07102

Survey Report #2

Spring 2011 Quarterly Questionnaire

June 2011

About the Survey

This Survey Report presents findings of a PSRPanel online survey about public employee unions.

The survey was conducted in April 2011, and included online responses from 194 panelists.



About the Panel

The Public Service Research Panel, PSRPanel, is an online community of public service professionals who sign up to participate in occasional web-based surveys and studies about the important work they do and the organizations they help lead.

It is important to point out that the panel is not a random sample, and thus the results are not scientifically projectable to the larger population.

For more information visit www.psrpanel.org or email psrpanel@rutgers.edu






1. Generally speaking, would you say things in this country are heading in the right direction, or are they off on the wrong track?

		Response Percent	Response Count
Right direction		46.8%	89
Wrong track		53.2%	101
answered question			190
skipped question			4

2. Is now a good time, or bad time, to work in the . . .

	Good time	Bad time	Response Count
public sector?	45.6% (88)	54.4% (105)	193
non-profit sector?	37.6% (71)	62.4% (118)	189
private (for-profit) sector	53.2% (101)	46.8% (89)	190
answered question			193
skipped question			1




3. On the whole, how satisfied are you with the work you do? Would you say you are . . .

		Response Percent	Response Count
very satisfied		40.6%	78
moderately satisfied		36.5%	70
a little dissatisfied		15.1%	29
very dissatisfied		4.2%	8
(Not applicable / not currently working)		3.6%	7
answered question			192
skipped question			2



4. For each statement about your main job below, please check one code to show how much you agree or disagree that it applies to your job.

	Strongly disagree	Disagree	Neither	Agree	Strongly agree	Response Count
My job is secure	9.8% (18)	13.6% (25)	11.4% (21)	42.9% (79)	22.3% (41)	184
My income is high	17.4% (32)	27.7% (51)	26.1% (48)	23.9% (44)	4.9% (9)	184
My opportunities for advancement are high	15.2% (28)	34.2% (63)	26.6% (49)	17.9% (33)	6.0% (11)	184
My job is interesting	1.6% (3)	6.5% (12)	9.2% (17)	44.0% (81)	38.6% (71)	184
I can work independently	3.8% (7)	6.5% (12)	7.1% (13)	39.7% (73)	42.9% (79)	184
In my job I can help other people	1.6% (3)	1.6% (3)	7.1% (13)	38.0% (70)	51.6% (95)	184
My job is useful to society	1.6% (3)	1.1% (2)	7.6% (14)	33.7% (62)	56.0% (103)	184
answered question						184
skipped question						10



5. Do you think the salaries and benefits of most public employees are too high, too low or about right for the work that they do?

		Response Percent	Response Count
Too high		9.5%	18
Too low		39.2%	74
About right		51.3%	97
		answered question	189
		skipped question	5



6. In order to reduce state budget deficits, do you favor or oppose cutting the pay or benefits of public employees?

		Response Percent	Response Count
Favor		23.5%	44
Oppose		76.5%	143
		answered question	187
		skipped question	7






7. Collective bargaining refers to negotiations between an employer and a labor union's members to determine the conditions of employment. Some states are trying to take away some of the collective bargaining rights of public employee unions. Do you favor or oppose taking away some of the collective bargaining rights of these unions?

		Response Percent	Response Count
Favor		28.6%	54
Oppose		71.4%	135
		answered question	189
		skipped question	5



8. In general, when governors and state legislators try to reduce the benefits of public employees, do you think they are doing this mostly to reduce state budget deficits or mostly to weaken the power of unions?

		Response Percent	Response Count
Reduce deficits		52.4%	99
Weaken unions		47.6%	90
		answered question	189
		skipped question	5







9. Where do you currently work?

		Response Percent	Response Count
Public sector		60.8%	115
Non-profit sector		20.6%	39
Private (for-profit) sector		5.8%	11
Student/retired/unemployed		7.9%	15
Other (please specify)		4.8%	9
		answered question	189
		skipped question	5






10. Are you . . .

		Response Percent	Response Count
male		44.7%	85
female		55.3%	105
answered question			190
skipped question			4






11. What is your age?

		Response Percent	Response Count
19 or under		0.0%	0
20-29		10.1%	19
30-39		22.8%	43
40-49		32.3%	61
50-59		25.4%	48
60-69		7.9%	15
70 or older		1.6%	3
answered question			189
skipped question			5

12. Do you consider yourself to be . . .

		Response Percent	Response Count
White		71.0%	132
Black		16.7%	31
Hispanic		4.8%	9
Asian		2.2%	4
Other		5.4%	10
answered question			186
skipped question			8

13. Where do you currently live?

		Response Percent	Response Count
Northeast (US)		31.1%	59
South (US)		23.7%	45
Midwest (US)		21.6%	41
West (US)		19.5%	37
Outside the US (please specify country)		4.2%	8
answered question			190
skipped question			4