



PSRPanel Project
School of Public Affairs and Administration
Rutgers University
111 Washington Street
Newark, NJ 07102

Survey Report #1

Winter 2011 Quarterly Questionnaire

January 2011

About the Survey

This Survey Report presents findings of a PSRPanel online survey about public and non-for-profit career issues.

The survey was conducted in January 2011, and included online responses from 194 panelists.



About the Panel

The Public Service Research Panel, PSRPanel, is an online community of public service professionals who sign up to participate in occasional web-based surveys and studies about the important work they do and the organizations they help lead.

It is important to point out that the panel is not a random sample, and thus the results are not scientifically projectable to the larger population.

For more information visit www.psrpanel.org or email psrpanel@rutgers.edu




1. Generally speaking, would you say things in this country are heading in the right direction, or are they off on the wrong track?

		Response Percent	Response Count
Right direction		54.2%	104
Wrong track		45.8%	88
answered question			192
skipped question			2



2. Is now a good time, or bad time, to work in the . . .

	Good time	Bad time	Response Count
public sector?	48.9% (90)	51.1% (94)	184
non-profit sector?	39.7% (73)	60.3% (111)	184
private (for-profit) sector	50.0% (91)	50.0% (91)	182
answered question			186
skipped question			8



3. Compared to last year, do you think that the job market this year (2011) will be better, worse, or about the same in your field or profession?

		Response Percent	Response Count
Better		39.2%	73
Worse		24.7%	46
About the same		36.0%	67
		answered question	186
		skipped question	8

4. For a career in government, which degree do you think is most valuable to have?

		Response Percent	Response Count
MPA/MPP		86.8%	158
MBA		13.2%	24
		answered question	182
		skipped question	12

5. For a career in the non-profit sector, which degree do you think is most valuable to have?

		Response Percent	Response Count
MPA/MPP		67.8%	124
MBA		32.2%	59
		answered question	183
		skipped question	11






6. Please indicate how important you personally consider each of these aspects of a job:

	Very important	Important	Neither important nor unimportant	Not important	Not at all important	Response Count
Job security	42.8% (77)	44.4% (80)	11.7% (21)	1.1% (2)	0.0% (0)	180
High income	9.3% (17)	58.2% (106)	25.3% (46)	5.5% (10)	1.6% (3)	182
Good opportunities for advancement	47.5% (87)	43.7% (80)	7.7% (14)	1.1% (2)	0.0% (0)	183
An interesting job	68.7% (125)	26.9% (49)	4.4% (8)	0.0% (0)	0.0% (0)	182
A job that allows someone to work independently	38.3% (70)	48.1% (88)	10.4% (19)	3.3% (6)	0.0% (0)	183
A job that allows someone to help other people	53.6% (98)	37.7% (69)	8.2% (15)	0.5% (1)	0.0% (0)	183
A job that is useful to society	61.3% (111)	34.3% (62)	3.9% (7)	0.6% (1)	0.0% (0)	181
A job with flexible working hours	37.0% (67)	43.1% (78)	15.5% (28)	3.9% (7)	0.6% (1)	181
answered question						183
skipped question						11



7. How often do you use social networking (such as LinkedIn, GovLoop, or Facebook) . . .

	Daily	Weekly	Less often	Never	Response Count
as part of your job	12.1% (22)	20.9% (38)	26.9% (49)	40.1% (73)	182
as part of your professional life (outside of work)	23.0% (42)	32.2% (59)	28.4% (52)	16.4% (30)	183
as part of your personal life	50.0% (91)	20.3% (37)	13.7% (25)	15.9% (29)	182
answered question					183
skipped question					11







8. Where do you currently work?

		Response Percent	Response Count
Public sector		56.8%	104
Non-profit sector		23.0%	42
Private (for-profit) sector		4.9%	9
Student/retired/unemployed		9.3%	17
Other (please specify)		6.0%	11
answered question			183
skipped question			11






9. Are you . . .

		Response Percent	Response Count
male		51.9%	95
female		48.1%	88
answered question			183
skipped question			11






10. What is your age?

		Response Percent	Response Count
19 or under		0.0%	0
20-29		16.9%	31
30-39		21.3%	39
40-49		27.9%	51
50-59		25.1%	46
60-69		8.2%	15
70 or older		0.5%	1
answered question			183
skipped question			11

11. Do you consider yourself to be . . .

		Response Percent	Response Count
White		73.5%	133
Black		12.2%	22
Hispanic		5.0%	9
Asian		5.0%	9
Other		4.4%	8
answered question			181
skipped question			13

12. Where do you currently live?

		Response Percent	Response Count
Northeast (US)		32.2%	59
South (US)		21.3%	39
Midwest (US)		18.6%	34
West (US)		20.8%	38
Outside the US (please specify country)		7.1%	13
		answered question	183
		skipped question	11