



**PSRPanel Project**  
School of Public Affairs and Administration  
Rutgers University  
111 Washington Street  
Newark, NJ 07102

---

# Survey Report #7

---

Winter 2013 Quarterly Questionnaire

Feb 2013

## **About the Survey**

This Survey Report presents findings of a PSRPanel online survey about current topics in public service and working in the public sector.

The survey was conducted in January 2013, and included online responses from 220 panelists.

## **About the Panel**



The Public Service Research Panel, PSRPanel, is an online community of public service professionals who sign up to participate in occasional web-based surveys and studies about the important work they do and the organizations they help lead.

It is important to point out that the panel is not a random sample, and thus the results are not scientifically projectable to the larger population.

For more information visit [www.psrpanel.org](http://www.psrpanel.org) or email [psrpanel@rutgers.edu](mailto:psrpanel@rutgers.edu)

## Quarterly Questionnaire (Winter 2013)

### 1. Generally speaking, would you say things in this country are heading in the right direction, or are they off on the wrong track?

|                  |   | ResponsePercent | ResponseCount |
|------------------|---|-----------------|---------------|
| Right direction  |  | 58.9%           | 112           |
| Wrong track      |  | 41.1%           | 78            |
| AnsweredQuestion |   |                 | 190           |
| SkippedQuestion  |   |                 | 30            |

### 2. Is now a good time, or bad time, to work in the . . .

|                             | Good time   | Bad time    | RatingCount |
|-----------------------------|-------------|-------------|-------------|
| public sector?              | 46.8% (102) | 53.2% (116) | 218         |
| non-profit sector?          | 40.0% (86)  | 60.0% (129) | 215         |
| private (for-profit) sector | 59.7% (129) | 40.3% (87)  | 216         |
| AnsweredQuestion            |             |             | 219         |
| SkippedQuestion             |             |             | 1           |

### 3. If President Obama and Congress cannot reach a budget agreement, how concerned are you about what might happen to . . .



























|                                 | Very concerned | Somewhat concerned | Not too concerned | RatingCount |
|---------------------------------|----------------|--------------------|-------------------|-------------|
| your job                        | 21.6% (47)     | 34.9% (76)         | 43.6% (95)        | 218         |
| the organization where you work | 27.2% (59)     | 38.7% (84)         | 34.1% (74)        | 217         |
| the US economy                  | 62.7% (138)    | 31.4% (69)         | 5.9% (13)         | 220         |
| AnsweredQuestion                |                |                    |                   | 220         |
| SkippedQuestion                 |                |                    |                   | 0           |

4. For each of the following, please indicate how important you personally think it is in a job. Ho

|   | 1=Not at<br>all<br>important | 2           | 3           | 4            | 5             | 6             | 7             | 8                    | 9             | 10=Ex<br>imp |
|---|------------------------------|-------------|-------------|--------------|---------------|---------------|---------------|----------------------|---------------|--------------|
| job security  | 0.5% (1)                     | 0.0%<br>(0) | 1.4%<br>(3) | 0.5%<br>(1)  | 4.2%<br>(9)   | 7.5%<br>(16)  | 10.8%<br>(23) | 23.1%<br>(49)        | 18.4%<br>(39) | <b>33.5</b>  |
| high income   | 1.4% (3)                     | 0.0%<br>(0) | 2.8%<br>(6) | 5.1%<br>(11) | 8.4%<br>(18)  | 20.1%<br>(43) | 19.6%<br>(42) | <b>22.9%</b><br>(49) | 7.9%<br>(17)  | 11.7         |
| good opportunities for<br>advancement                               | 0.5% (1)                     | 0.0%<br>(0) | 0.9%<br>(2) | 1.9%<br>(4)  | 1.9%<br>(4)   | 5.7%<br>(12)  | 11.3%<br>(24) | 23.6%<br>(50)        | 22.2%<br>(47) | <b>32.1</b>  |
| an interesting job  | 0.5% (1)                     | 0.0%<br>(0) | 0.5%<br>(1) | 0.9%<br>(2)  | 2.8%<br>(6)   | 1.4%<br>(3)   | 5.2%<br>(11)  | 17.8%<br>(38)        | 25.8%<br>(55) | <b>45.1</b>  |
| a job that allows someone to work<br>independently                  | 0.9% (2)                     | 0.0%<br>(0) | 1.4%<br>(3) | 2.3%<br>(5)  | 4.2%<br>(9)   | 5.6%<br>(12)  | 15.4%<br>(33) | <b>29.4%</b><br>(63) | 19.2%<br>(41) | 21.5         |
| a job that allows someone to help<br>other people                   | 0.9% (2)                     | 0.0%<br>(0) | 0.5%<br>(1) | 0.9%<br>(2)  | 4.7%<br>(10)  | 3.7%<br>(8)   | 12.6%<br>(27) | 22.0%<br>(47)        | 21.0%<br>(45) | <b>33.6</b>  |
| a job that is useful to society                                     | 0.0% (0)                     | 0.5%<br>(1) | 0.9%<br>(2) | 0.9%<br>(2)  | 1.9%<br>(4)   | 3.3%<br>(7)   | 10.3%<br>(22) | 17.3%<br>(37)        | 20.6%<br>(44) | <b>44.4</b>  |
| a job that allows someone to decide<br>their times and days of work | 2.8% (6)                     | 1.9%<br>(4) | 4.2%<br>(9) | 3.7%<br>(8)  | 14.0%<br>(30) | 14.4%<br>(31) | 14.9%<br>(32) | <b>20.0%</b><br>(43) | 9.8%<br>(21)  | 14.4         |

## 5. What is your age?

|    |   | ResponsePercent | ResponseCount |
|----|---|-----------------|---------------|
| 18 |   | 0.0%            | 0             |
| 19 |   | 0.0%            | 0             |
| 20 |   | 0.0%            | 0             |
| 21 |   | 0.0%            | 0             |
| 22 |   | 0.0%            | 0             |
| 23 | ▮ | 0.5%            | 1             |
| 24 |   | 0.0%            | 0             |
| 25 | ▮ | 1.5%            | 3             |
| 26 | ▮ | 2.4%            | 5             |
| 27 | ▮ | 1.0%            | 2             |
| 28 | ▮ | 3.9%            | 8             |
| 29 | ▮ | 1.0%            | 2             |
| 30 | ▮ | 1.5%            | 3             |
| 31 | ▮ | 2.4%            | 5             |
| 32 | ▮ | 1.5%            | 3             |
| 33 | ▮ | 0.5%            | 1             |
| 34 | ▮ | 1.9%            | 4             |
| 35 | ▮ | 2.9%            | 6             |
| 36 | ▮ | 1.9%            | 4             |
| 37 | ▮ | 1.5%            | 3             |
| 38 | ▮ | 2.9%            | 6             |
| 39 | ▮ | 1.9%            | 4             |
| 40 | ▮ | 1.0%            | 2             |

|           |   |             |           |
|-----------|---|-------------|-----------|
| 41        |    | 2.9%        | 6         |
| 42        |    | 4.4%        | 9         |
| 43        |    | 2.4%        | 5         |
| 44        |    | 1.5%        | 3         |
| 45        |    | 2.4%        | 5         |
| 46        |    | 3.9%        | 8         |
| 47        |    | 3.4%        | 7         |
| 48        |    | 1.9%        | 4         |
| 49        |    | 2.9%        | 6         |
| 50        |    | 4.4%        | 9         |
| 51        |    | 3.4%        | 7         |
| 52        |    | 1.5%        | 3         |
| 53        |   | 3.9%        | 8         |
| <b>54</b> |  | <b>5.8%</b> | <b>12</b> |
| 55        |  | 3.4%        | 7         |
| 56        |  | 1.9%        | 4         |
| 57        |  | 3.4%        | 7         |
| 58        |  | 1.5%        | 3         |
| 59        |  | 1.9%        | 4         |
| 60        |  | 1.5%        | 3         |
| 61        |  | 1.9%        | 4         |
| 62        |  | 2.9%        | 6         |
| 63        |  | 0.5%        | 1         |
| 64        |  | 1.0%        | 2         |
| 65        |  | 0.5%        | 1         |
| 66        |  | 1.9%        | 4         |

|                         |   |      |            |
|-------------------------|---|------|------------|
| 67                      |   | 0.0% | 0          |
| 68                      | ▮ | 1.0% | 2          |
| 69                      | ▮ | 0.5% | 1          |
| 70 or older             | ▮ | 1.5% | 3          |
| <b>AnsweredQuestion</b> |   |      | <b>206</b> |
| <b>SkippedQuestion</b>  |   |      | <b>14</b>  |

## 6. Question Random Assignment

1=Not at  
all  
important

2

3

4

5

6

7

8

9

10=Ex  
imp

### Question Random Assignment - Text 1

Now, looking back 10 years ago -- how important was each of the following to you back then?

|  | 1=Not at all important | 2        | 3        | 4        | 5         | 6                 | 7          | 8                 | 9                 | 10=Ex imp   |
|--|------------------------|----------|----------|----------|-----------|-------------------|------------|-------------------|-------------------|-------------|
| job security   | 0.0% (0)               | 1.2% (1) | 4.8% (4) | 3.6% (3) | 2.4% (2)  | 7.2% (6)          | 12.0% (10) | 19.3% (16)        | 14.5% (12)        | <b>34.9</b> |
| high income  | 1.2% (1)               | 2.4% (2) | 0.0% (0) | 4.8% (4) | 7.2% (6)  | 13.3% (11)        | 14.5% (12) | <b>26.5%</b> (22) | 7.2% (6)          | 22.9        |
| good opportunities for advancement                               | 0.0% (0)               | 1.2% (1) | 1.2% (1) | 2.4% (2) | 4.9% (4)  | 3.7% (3)          | 13.4% (11) | 17.1% (14)        | 22.0% (18)        | <b>34.1</b> |
| an interesting job   | 0.0% (0)               | 0.0% (0) | 2.4% (2) | 1.2% (1) | 6.0% (5)  | 8.4% (7)          | 7.2% (6)   | 16.9% (14)        | 19.3% (16)        | <b>38.6</b> |
| a job that allows someone to work independently                  | 2.4% (2)               | 2.4% (2) | 7.2% (6) | 6.0% (5) | 9.6% (8)  | 13.3% (11)        | 14.5% (12) | <b>15.7%</b> (13) | <b>15.7%</b> (13) | 13.3        |
| a job that allows someone to help other people                   | 1.2% (1)               | 0.0% (0) | 2.4% (2) | 4.8% (4) | 8.4% (7)  | 10.8% (9)         | 14.5% (12) | 14.5% (12)        | 16.9% (14)        | <b>26.5</b> |
| a job that is useful to society                                  | 0.0% (0)               | 0.0% (0) | 2.4% (2) | 2.4% (2) | 9.6% (8)  | 10.8% (9)         | 13.3% (11) | 13.3% (11)        | 16.9% (14)        | <b>31.3</b> |
| a job that allows someone to decide their times and days of work | 7.2% (6)               | 2.4% (2) | 8.4% (7) | 6.0% (5) | 10.8% (9) | <b>16.9%</b> (14) | 13.3% (11) | 8.4% (7)          | 10.8% (9)         | 15.7        |

### Question Random Assignment - Text 2

Now, looking ahead 10 years from now -- how important do you think each of the following will be to you then?

|   |          |          |          |          |            |            |            |                   |            |             |
|---|----------|----------|----------|----------|------------|------------|------------|-------------------|------------|-------------|
| job security                                    | 2.3% (2) | 2.3% (2) | 2.3% (2) | 4.7% (4) | 2.3% (2)   | 7.0% (6)   | 10.5% (9)  | 18.6% (16)        | 20.9% (18) | <b>29.1</b> |
| high income                                     | 2.3% (2) | 2.3% (2) | 1.2% (1) | 3.5% (3) | 11.6% (10) | 15.1% (13) | 15.1% (13) | <b>19.8%</b> (17) | 12.8% (11) | 16.3        |
| good opportunities for advancement              | 3.6% (3) | 2.4% (2) | 1.2% (1) | 6.0% (5) | 9.5% (8)   | 6.0% (5)   | 19.0% (16) | <b>22.6%</b> (19) | 10.7% (9)  | 19.0        |
| an interesting job                              | 1.2% (1) | 0.0% (0) | 0.0% (0) | 1.2% (1) | 0.0% (0)   | 1.2% (1)   | 12.8% (11) | 17.4% (15)        | 24.4% (21) | <b>41.9</b> |
| a job that allows someone to work independently | 2.4% (2) | 0.0% (0) | 2.4% (2) | 1.2% (1) | 6.0% (5)   | 3.6% (3)   | 16.7% (14) | 21.4% (18)        | 19.0% (16) | <b>27.4</b> |












|  |          |          |          |          |          |          |            |            |            |             |
|--|----------|----------|----------|----------|----------|----------|------------|------------|------------|-------------|
| a job that allows someone to help other people                   | 0.0% (0) | 1.2% (1) | 0.0% (0) | 1.2% (1) | 3.5% (3) | 3.5% (3) | 12.9% (11) | 16.5% (14) | 17.6% (15) | <b>43.5</b> |
| a job that is useful to society                                  | 1.2% (1) | 1.2% (1) | 0.0% (0) | 1.2% (1) | 3.5% (3) | 1.2% (1) | 10.5% (9)  | 15.1% (13) | 20.9% (18) | <b>45.3</b> |
| a job that allows someone to decide their times and days of work | 4.7% (4) | 1.2% (1) | 2.3% (2) | 5.8% (5) | 5.8% (5) | 7.0% (6) | 15.1% (13) | 20.9% (18) | 14.0% (12) | <b>23.3</b> |
|  |          |          |          |          |          |          |            |            |            |             |
|  |          |          |          |          |          |          |            |            |            |             |

## 7. Question Random Assignment

ResponsePercent ResponseCount








### Question Random Assignment - Text 2

In the last 10 years, how many different jobs or positions have you had?

| Response   | ResponsePercent | ResponseCount |
|--|-----------------|---------------|
| 1             | 18.5%           | 15            |
| 2             | <b>27.2%</b>    | <b>22</b>     |
| 3             | 19.8%           | 16            |
| 4             | 9.9%            | 8             |
| 5             | 11.1%           | 9             |
| 6             | 7.4%            | 6             |
| 7             | 1.2%            | 1             |
| 8             | 2.5%            | 2             |
| 9  | 0.0%            | 0             |
| 10 or more  | 2.5%            | 2             |

### Question Random Assignment - Text 3

In the next 10 years, how many different jobs or positions do you think you will have?

| Response   | ResponsePercent | ResponseCount |
|--|-----------------|---------------|
| 1           | 10.3%           | 9             |
| 2           | <b>42.5%</b>    | <b>37</b>     |
| 3           | 27.6%           | 24            |
| 4           | 11.5%           | 10            |
| 5           | 4.6%            | 4             |
| 6           | 2.3%            | 2             |
| 7  | 0.0%            | 0             |
| 8  | 0.0%            | 0             |
| 9  | 0.0%            | 0             |
| 10 or more  | 1.1%            | 1             |







AnsweredQuestion 168

SkippedQuestion 52

**8. Now, looking ahead 10 years from now -- how important do you think each of the following w**

|  | 1=Not at all important | 2        | 3        | 4        | 5         | 6                | 7                | 8                | 9                | 10=Extremely important |
|--|------------------------|----------|----------|----------|-----------|------------------|------------------|------------------|------------------|------------------------|
| job security   | 0.0% (0)               | 0.0% (0) | 0.0% (0) | 0.0% (0) | 4.8% (1)  | 0.0% (0)         | 9.5% (2)         | 14.3% (3)        | 19.0% (4)        | 52.4                   |
| high income  | 0.0% (0)               | 0.0% (0) | 0.0% (0) | 4.8% (1) | 4.8% (1)  | 9.5% (2)         | 9.5% (2)         | <b>42.9%</b> (9) | 23.8% (5)        | 4.8                    |
| good opportunities for advancement                               | 0.0% (0)               | 0.0% (0) | 0.0% (0) | 0.0% (0) | 4.8% (1)  | 9.5% (2)         | 14.3% (3)        | 14.3% (3)        | <b>28.6%</b> (6) | 28.6                   |
| an interesting job   | 0.0% (0)               | 0.0% (0) | 0.0% (0) | 0.0% (0) | 9.5% (2)  | 0.0% (0)         | 4.8% (1)         | 23.8% (5)        | 23.8% (5)        | 38.1                   |
| a job that allows someone to work independently                  | 0.0% (0)               | 0.0% (0) | 0.0% (0) | 0.0% (0) | 9.5% (2)  | 19.0% (4)        | <b>23.8%</b> (5) | 19.0% (4)        | 19.0% (4)        | 9.5                    |
| a job that allows someone to help other people                   | 0.0% (0)               | 0.0% (0) | 0.0% (0) | 4.8% (1) | 9.5% (2)  | 4.8% (1)         | 9.5% (2)         | 23.8% (5)        | 4.8% (1)         | 42.5                   |
| a job that is useful to society                                  | 0.0% (0)               | 0.0% (0) | 0.0% (0) | 0.0% (0) | 9.5% (2)  | 4.8% (1)         | 19.0% (4)        | 4.8% (1)         | 19.0% (4)        | 42.5                   |
| a job that allows someone to decide their times and days of work | 0.0% (0)               | 0.0% (0) | 0.0% (0) | 0.0% (0) | 14.3% (3) | <b>23.8%</b> (5) | 14.3% (3)        | 9.5% (2)         | 14.3% (3)        | 23.8                   |







### 9. In the next 10 years, how many different jobs or positions do you think you will have?

|                         |   | ResponsePercent | ResponseCount |
|-------------------------|---|-----------------|---------------|
| 1                       |  | 4.8%            | 1             |
| 2                       |  | 19.0%           | 4             |
| 3                       |  | 33.3%           | 7             |
| 4                       |  | 14.3%           | 3             |
| 5                       |  | 23.8%           | 5             |
| 6                       |   | 0.0%            | 0             |
| 7                       |   | 0.0%            | 0             |
| 8                       |   | 0.0%            | 0             |
| 9                       |   | 0.0%            | 0             |
| 10 or more              |  | 4.8%            | 1             |
| <b>AnsweredQuestion</b> |   |                 | <b>21</b>     |
| <b>SkippedQuestion</b>  |   |                 | <b>199</b>    |

**10. Now, looking back 10 years ago -- how important was each of the following to you back then**

|  | 1=Not at all important | 2        | 3        | 4        | 5         | 6         | 7                | 8                 | 9         | 10=Extremely important |
|--|------------------------|----------|----------|----------|-----------|-----------|------------------|-------------------|-----------|------------------------|
| job security   | 0.0% (0)               | 0.0% (0) | 4.2% (1) | 4.2% (1) | 4.2% (1)  | 12.5% (3) | 16.7% (4)        | <b>25.0% (6)</b>  | 8.3% (2)  | <b>25.0</b>            |
| high income  | 0.0% (0)               | 4.2% (1) | 4.2% (1) | 4.2% (1) | 0.0% (0)  | 8.3% (2)  | 12.5% (3)        | <b>41.7% (10)</b> | 8.3% (2)  | 16.7                   |
| good opportunities for advancement                               | 4.2% (1)               | 0.0% (0) | 4.2% (1) | 0.0% (0) | 4.2% (1)  | 0.0% (0)  | 8.3% (2)         | 16.7% (4)         | 29.2% (7) | <b>33.3</b>            |
| an interesting job   | 0.0% (0)               | 0.0% (0) | 0.0% (0) | 0.0% (0) | 0.0% (0)  | 0.0% (0)  | 0.0% (0)         | 29.2% (7)         | 16.7% (4) | <b>54.2</b>            |
| a job that allows someone to work independently                  | 0.0% (0)               | 0.0% (0) | 0.0% (0) | 4.2% (1) | 0.0% (0)  | 8.3% (2)  | 20.8% (5)        | <b>33.3% (8)</b>  | 20.8% (5) | 12.5                   |
| a job that allows someone to help other people                   | 4.2% (1)               | 0.0% (0) | 0.0% (0) | 0.0% (0) | 0.0% (0)  | 8.3% (2)  | 12.5% (3)        | 20.8% (5)         | 12.5% (3) | <b>41.7</b>            |
| a job that is useful to society                                  | 0.0% (0)               | 0.0% (0) | 0.0% (0) | 0.0% (0) | 0.0% (0)  | 4.2% (1)  | 12.5% (3)        | 16.7% (4)         | 12.5% (3) | <b>54.2</b>            |
| a job that allows someone to decide their times and days of work | 0.0% (0)               | 4.2% (1) | 8.3% (2) | 8.3% (2) | 12.5% (3) | 16.7% (4) | <b>25.0% (6)</b> | 12.5% (3)         | 8.3% (2)  | 4.2                    |






## 11. In the last 10 years, how many different jobs or positions have you had?

|                         |   | ResponsePercent | ResponseCount |
|-------------------------|---|-----------------|---------------|
| 1                       |  | 31.8%           | 7             |
| 2                       |  | <b>36.4%</b>    | <b>8</b>      |
| 3                       |  | 9.1%            | 2             |
| 4                       |  | 13.6%           | 3             |
| 5                       |  | 4.5%            | 1             |
| 6                       |   | 0.0%            | 0             |
| 7                       |   | 0.0%            | 0             |
| 8                       |   | 0.0%            | 0             |
| 9                       |   | 0.0%            | 0             |
| 10 or more              |  | 4.5%            | 1             |
| <b>AnsweredQuestion</b> |   |                 | <b>22</b>     |
| <b>SkippedQuestion</b>  |   |                 | <b>198</b>    |



## 12. Thinking again about what you personally value in a job . . .

|  | Not at all | Only a little     | Some       | A fair amount     | A great deal | RatingCount |
|--|------------|-------------------|------------|-------------------|--------------|-------------|
| how much has this changed for you in last 10 years?            | 5.6% (12)  | 23.5% (50)        | 19.7% (42) | <b>28.6% (61)</b> | 22.5% (48)   | 213         |
| how much do think it will change for you in the next 10 years? | 7.0% (15)  | <b>27.1% (58)</b> | 23.4% (50) | 24.8% (53)        | 17.8% (38)   | 214         |
| <b>AnsweredQuestion</b>  |            |                   |            |                   |              | <b>214</b>  |
| <b>SkippedQuestion</b>   |            |                   |            |                   |              | <b>6</b>    |






### 13. Where do you currently work?

|                             |   | ResponsePercent         | ResponseCount |
|-----------------------------|---|-------------------------|---------------|
| Public sector               |  | 64.6%                   | 137           |
| Non-profit sector           |  | 17.9%                   | 38            |
| Private (for-profit) sector |  | 6.1%                    | 13            |
| Student/retired/unemployed  |  | 5.7%                    | 12            |
| Other (please specify)      |  | 5.7%                    | 12            |
|                             |   | <b>AnsweredQuestion</b> | <b>212</b>    |
|                             |   | <b>SkippedQuestion</b>  | <b>8</b>      |






### 14. Are you . . .

|        |   | ResponsePercent         | ResponseCount |
|--------|---|-------------------------|---------------|
| Male   |  | 50.0%                   | 105           |
| Female |  | 50.0%                   | 105           |
|        |   | <b>AnsweredQuestion</b> | <b>210</b>    |
|        |   | <b>SkippedQuestion</b>  | <b>10</b>     |

### 15. Do you consider yourself to be . . .






|          |   | ResponsePercent         | ResponseCount |
|----------|---|-------------------------|---------------|
| White    |  | 71.6%                   | 151           |
| Black    |  | 13.3%                   | 28            |
| Hispanic |  | 5.2%                    | 11            |
| Asian    |  | 4.3%                    | 9             |
| Other    |  | 5.7%                    | 12            |
|          |   | <b>AnsweredQuestion</b> | <b>211</b>    |
|          |   | <b>SkippedQuestion</b>  | <b>9</b>      |

### 16. What is the highest level of education you have completed?

|                                  |   | ResponsePercent         | ResponseCount |
|----------------------------------|---|-------------------------|---------------|
| High school                      |  | 1.4%                    | 3             |
| Some college                     |  | 1.9%                    | 4             |
| Graduated from college           |  | 10.0%                   | 21            |
| Some graduate school             |  | 11.4%                   | 24            |
| <b>Completed graduate school</b> |  | <b>75.2%</b>            | <b>158</b>    |
|                                  |   | <b>AnsweredQuestion</b> | <b>210</b>    |
|                                  |   | <b>SkippedQuestion</b>  | <b>10</b>     |



## 17. Where do you currently live?

|   |   | ResponsePercent         | ResponseCount |
|---|---|-------------------------|---------------|
| Northeast (US)                          |  | 33.3%                   | 70            |
| South (US)                              |  | 21.0%                   | 44            |
| Midwest (US)                            |  | 17.6%                   | 37            |
| West (US)                               |  | 19.0%                   | 40            |
| Outside the US (please specify country) |  | 9.0%                    | 19            |
|   |   | <b>AnsweredQuestion</b> | <b>210</b>    |
|   |   | <b>SkippedQuestion</b>  | <b>10</b>     |