

# Survey Report #12

Fall 2015 Quarterly Questionnaire



**PSRPanel Project**  
**School of Public Affairs and Administration**  
**Rutgers University**  
**111 Washington Street**  
**Newark, NJ 07102**  
**[psrpanel.org](http://psrpanel.org)**



# About

## The Survey

This Survey Report presents findings of a *PSRPanel* survey that looks at what people in the public and nonprofit sector think about public-private partnership (PPPs).

The survey was conducted in August to October 2015, and included online responses from 159 panelists.





## The Panel

The Public Service Research Panel, *PSRPanel*, is an online community of public service professionals who sign up to participate in occasional web-based surveys and studies about the important work they do and the organizations they help lead.





It is important to point out that the panel is not a random sample, and thus the results are not scientifically projectable to a larger population.

For more information visit [www.psrpanel.org](http://www.psrpanel.org) or email [psrpanel@rutgers.edu](mailto:psrpanel@rutgers.edu)

1. To what extent are you now, currently, involved in any public-private partnerships?

#	Answer		Response	%
1	Not at all		68	45%
2	A little		33	22%
3	Some		27	18%
4	A Lot		22	15%
Total			150	100%

2. To what extent were you, in the past, involved in public-private partnerships?

#	Answer		Response	%
1	Not at all		51	34%
2	A little		40	27%
3	Some		31	21%
4	A Lot		28	19%
Total			150	100%

3. Regardless of whether you have experience with public-private partnerships (PPPs), please indicate to what extent you agree with the following statements. Public-private partnerships (PPPs) . . .

#	Question	Strongly Disagree	Disagree	Neither Agree nor Disagree	Agree	Strongly Agree	Total Responses	Mean
1	enhance the efficiency and effectiveness of government	6	15	37	57	24	139	3.56
2	provide multi-actor solutions to complex public policy problems	5	4	26	75	28	138	3.85
3	make good use of comparative advantages and resources of the partners	3	6	24	71	35	139	3.93
4	help promote representation and democratic processes	8	29	48	38	16	139	3.18

4. Using the slider scale below, please indicate your overall view of public-private partnerships (PPPs).

#	Answer	Min Value	Max Value	Average Value	Standard Deviation	Responses
1		0.00	10.00	6.12	2.26	135

5. Which policy area do you primarily work in?

#	Answer	Response	%
1	Public health	16	12%
2	Education	13	10%
3	Social services	18	13%
4	Transportation or infrastructure	8	6%
5	Environment and natural resources	7	5%
6	Economic or community development	16	12%
7	Public finance	6	4%
8	Justice or public safety	13	10%
9	Other (specify):	37	28%
<b>Total</b>		<b>134</b>	<b>100%</b>

Other (specify)
Housing
Healthcare
Community Engagement and Dialogue
Municipal government broadband infrastructure
Overall municipal operations
Human Resources
Utilities
Arts and Culture
Legal and advocacy services
Housing
Manufacturing
entertainment
Community development
Labor and workplace
National Security and Homeland Security
Construction of Public Schools
IT
Human Rights
Human Resources
City Manager
Was it, now a councilor
Administration
Government County Level
Census
Arts and cultural services
Performance auditor
Evaluation of government performance
Housing
Overarching covering most of the areas above
human resources
Labor
City Government
All of them
Workforce
Workforce Development
Municipal Government Administration
Commercial health care

6. How much confidence do you have in the following institutions?

#	Question	None	A little	Some	A lot	Total Responses	Mean
1	Small business	0	20	71	40	131	3.93
2	Big business	17	43	62	9	131	3.36
3	Nonprofit sector	1	17	73	39	130	3.98
4	Federal government	9	25	78	20	132	3.86
5	State government	5	27	87	12	131	4.05
6	Local government	3	13	77	40	133	4.02

7. Generally speaking, would you say that most private sector companies can be trusted, or that you can't be too careful when dealing with them?

#	Answer	Response	%
1	Most private sector companies can be trusted	45	34%
2	Can't be too careful	88	66%
<b>Total</b>		<b>133</b>	<b>100%</b>

8. How do you see yourself: Are you generally a person who is prepared to take risks or do you try to avoid taking risks? Please use the sliding scale below to indicate your attitude toward risk

...

#	Answer	Min Value	Max Value	Average Value	Standard Deviation	Responses
1		0.00	10.00	5.88	2.05	133

9. Please indicate to what extent you agree, or disagree, with the following statements:

#	Question	Strongly Disagree	Disagree	Neither Agree nor Disagree	Agree	Strongly Agree	Total Responses	Mean
1	I feel that rules, regulations, and procedures are very important in my organization.	0	6	11	72	44	133	7.02
2	I always check things carefully with my boss before making important decisions.	2	18	39	49	26	134	6.14
3	Rules, administrative details, and red tape make it difficult for new and original ideas to receive attention	4	17	31	59	23	134	6.13



**10. Please indicate how much influence these different institutions or individuals exert over your organization**

#	Question	None	A little	Some	A lot	Total Responses	Mean
1	Federal government	7	23	42	61	133	3.18
2	Local government	25	23	35	49	132	2.82
3	State government	9	12	38	73	132	3.33
4	The courts	20	44	39	29	132	2.58
5	Business groups	21	56	38	18	133	2.40
6	Client groups	12	45	51	24	132	2.66
7	Agency heads	10	29	55	37	131	2.91
8	Public opinion	5	35	58	34	132	2.92
9	The media	15	50	47	20	132	2.55
10	Politicians	8	24	46	54	132	3.11

**11. Using the slider scale below, please indicate the amount of hierarchy/formality in your organization**

#	Answer	Min Value	Max Value	Average Value	Standard Deviation	Responses
1	Formality/hierarchy	0.00	10.00	6.99	2.35	129

## 12. Please indicate to what extent you agree, or disagree, with the following statements

#	Question	Strongly Disagree	Disagree	Neither Agree nor Disagree	Agree	Strongly Agree	Total Responses	Mean
1	This organization's mission is clear to almost everyone who works here.	7	11	16	55	44	133	3.89
2	It is easy to explain the goals of this organization to outsiders.	4	14	15	62	38	133	3.87
3	This organization has clearly defined goals	4	18	16	48	47	133	3.87

## 13. Please indicate to what extent you agree, or disagree, with the following statements

#	Question	Strongly Disagree	Disagree	Neither Agree nor Disagree	Agree	Strongly Agree	Total Responses	Mean
1	I would be very happy to spend the rest of my career with this organization.	10	18	23	57	24	132	3.51
2	I really feel as if this organization's problems are my own.	10	22	31	53	16	132	3.33
3	I think that I could easily become as attached to another organization as I am to this one.	3	18	43	53	15	132	3.45

14. In your work, do you have sufficient resources (for example, people, materials, budget) to get the job done?

#	Answer	Min Value	Max Value	Average Value	Standard Deviation	Responses
1		0.00 (Not sufficient at all)	10.00 (More than sufficient)	5.36	2.32	125

Public services often need to balance different values and priorities. Using the slider scale below, indicate what values you tend to prioritize in the work you do







15. Equity vs. efficiency

#	Answer	Min Value	Max Value	Average Value	Standard Deviation	Responses
1		0.00 (Equity)	10.00 (Efficiency)	5.35	2.02	128







16. Following rules vs. achieving results

#	Answer	Min Value	Max Value	Average Value	Standard Deviation	Responses
1		0.00 (Following rules)	10.00 (Achieving results)	5.78	2.02	128









## 17. Please indicate how many years of public sector work experience you have

#	Answer		Response	%
1	None		3	2%
2	1 year or less		6	5%
3	2-3 years		14	11%
4	4-9 years		21	16%
5	10-19 years		39	30%
6	20 or more years		48	37%
<b>Total</b>			<b>131</b>	<b>100%</b>

## 18. Please indicate how many years of private sector work experience you have






#	Answer		Response	%
1	None		13	10%
2	1 year or less		10	8%
3	2-3 years		22	17%
4	4-9 years		41	31%
5	10-19 years		29	22%
6	20 or more years		16	12%
<b>Total</b>			<b>131</b>	<b>100%</b>

## 19. Where do you currently work?






#	Answer		Response	%
1	Federal government		7	5%
2	State government		29	22%
3	Local government		48	37%
4	Nonprofit organization		22	17%
5	Private company or business		6	5%
6	Independent consulting or self-employed		8	6%
7	Not currently working / retired / student		6	5%
8	Other (specify)		5	4%
<b>Total</b>			<b>131</b>	<b>100%</b>

Other (specify)
Higher Education
School District
Public higher education
Federally funded quasi state government agency
Support group for public employees







## 20. What is the approximate size of your organization?

#	Answer		Response	%
1	Less than 20 employees		28	21%
2	20-99 employees		26	20%
3	100-299 employees		17	13%
4	300-500 employees		9	7%
5	More than 500 employees		51	39%
Total			131	100%



## 21. Which of the following best describes your current management responsibilities?

#	Answer		Response	%
1	Top manager		33	25%
2	Middle manager		34	26%
3	Team leader		16	12%
4	Supervisor		8	6%
5	None (not a manager or supervisor)		39	30%
Total			130	100%







## 22. How long have you held this position?

#	Answer		Response	%
1	Less than 1 year		26	21%
2	1-3 years		29	23%
3	4-5 years		17	14%
4	6-10 years		27	22%
5	11-20 years		23	18%
6	More than 20 years		3	2%
<b>Total</b>			<b>125</b>	<b>100%</b>






## 23. Are you...

#	Answer		Response	%
1	Male		61	47%
2	Female		69	53%
<b>Total</b>			<b>130</b>	<b>100%</b>

## 24. What is your age?

#	Answer		Response	%
1	19 or under		0	0%
2	20-29		13	10%
3	30-39		20	15%
4	40-49		28	22%
5	50-59		41	32%
6	60-69		26	20%
7	70 or older		2	2%
<b>Total</b>			<b>130</b>	<b>100%</b>

## 25. Do you consider yourself to be . . .

#	Answer		Response	%
1	White		90	70%
2	Black		16	13%
3	Hispanic		8	6%
4	Asian		4	3%
5	Other		10	8%
<b>Total</b>			<b>128</b>	<b>100%</b>








## 26. What is the highest level of education you have completed?

#	Answer	Response	%
1	Less than High School	0	0%
2	High School / GED	0	0%
3	Some College	1	1%
4	2-year College Degree	0	0%
5	4-year College Degree	30	23%
6	Master's Degree	76	58%
7	Doctoral Degree	15	12%
8	Professional Degree (JD, MD)	8	6%
<b>Total</b>		<b>130</b>	<b>100%</b>

## 27. Are any of your degrees in . . .






#	Question	Yes	No	Total Responses	Mean
1	business	34	94	128	1.73
2	economics	17	107	124	1.86

## 28. Where do you currently live?

#	Answer		Response	%
1	Northeast (US)		34	26%
2	South (US)		28	22%
3	Midwest (US)		25	19%
4	West (US)		33	25%
5	Outside the US (please specify country)		10	8%
<b>Total</b>			<b>130</b>	<b>100%</b>

Outside the US (please specify country)
France
UK
India
India
UK
UK
South Africa

## 29. Would you consider yourself to be politically . . .

#	Answer		Response	%
1	Very liberal		17	13%
2	Liberal		43	33%
3	Moderate		53	41%
4	Conservative		13	10%
5	Very conservative		3	2%
<b>Total</b>			<b>129</b>	<b>100%</b>



RUTGERS

School of Public Affairs  
and Administration | Newark